


# BAS-6150

## Automatic Lockstitch Pocket Welt Sewer



### Specifications

Model		BAS-6150	
Head		Machine with double needles and center knife	
Sewing speed		Maximum: 3,000 rpm	
Welting		Parallel double welting, parallel single welting (with flap, without flap)	
Stitch length	Standard pitch		Standard 2.4 mm (1.8 - 3.4mm)
	Back tack pitch	Condense	Standard 1 mm (0.4 - 2.0 mm)
		V.N.back tack	Standard 1 mm (0.8 - 3.4 mm)
Seam length		Minimum	30 mm (when center knife is ON) 15 mm (when center knife is OFF)
		Maximum	220 mm (Standard)
No. of program		10 (enable to copy)	
No. of cycle program		5 (4 programs/1 cycle, stacker movable in the middle)	
Lower thread counter		0~999 (disable when remaining amount detection device in use)	
Sensor check function		Display of conditions of sensors, switches, etc.	
Needle gauge		8, 10, 12, 14, 16, 18, 20 mm Standard: 12 mm	
Needle to be used		Mtx 190#16 (#14 - #18)	
Rotary hook		Horizontal double hook	
Power		3 phase 200 V, 220 V, 380 V, 400 V, 415 V, 600 VA	
Air pressure / air consumption		0.49Mpa, 10l / min	
Weight		222.5 kg	
Dimensions		W 1,010 mm × D 1,350 mm × H 1,200 mm	

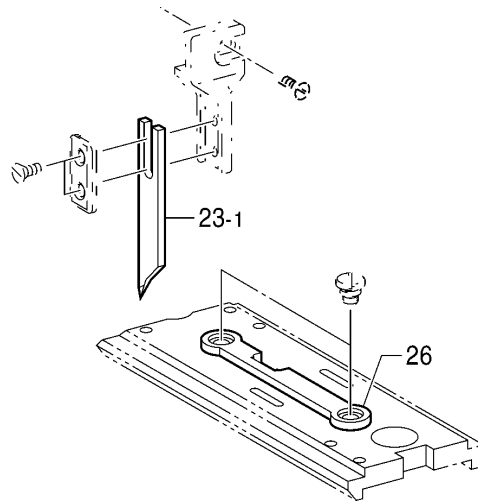
## Standard equipment

Pocket bag presser

\*Binder for single wetting is not included in accessory kit.

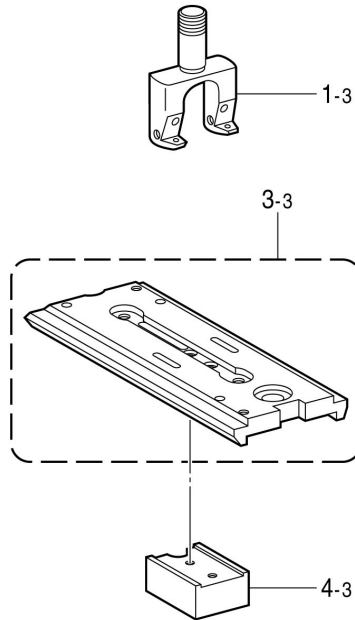
## Optional parts

### Knife



Ref. No.	Part name	Part code	Q'ty
23-1	Upper knife C	S59152-001	1
26	Fixed knife, ceramic	S36355-001	1
	Fixed knife	153020-001	1

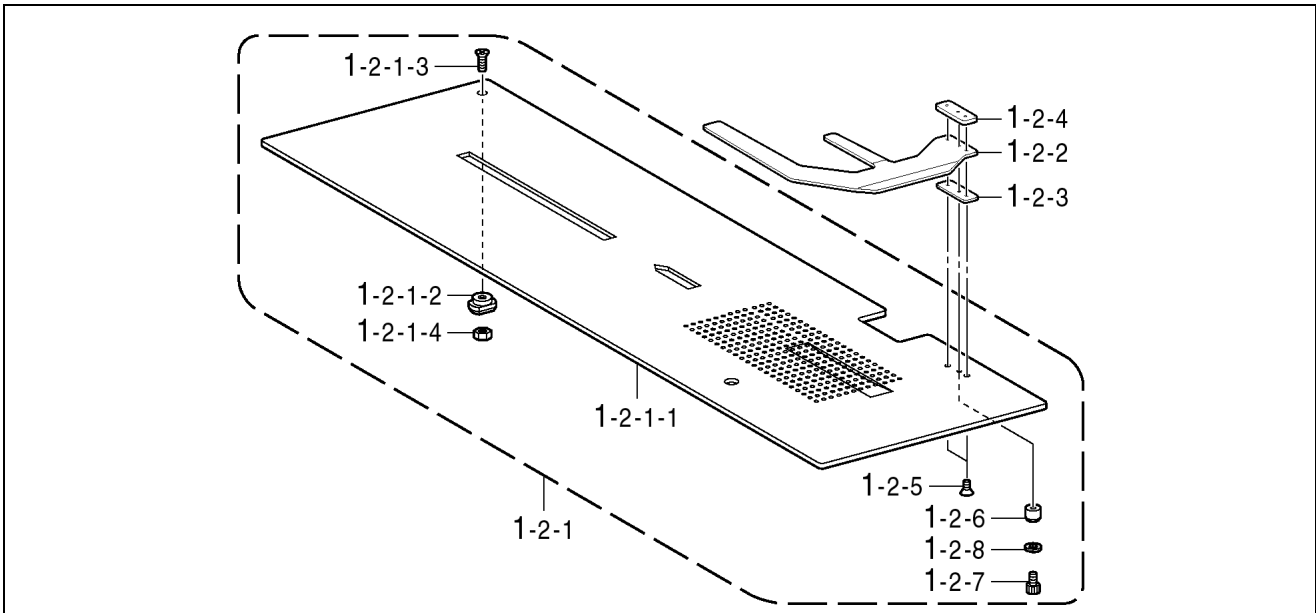
## Gauge parts



Ref. No.	Part name	Part code	Q'ty
1-3	Needle clamp assy	※	1
3-3	Needle plate assy	※	1
4-3	Loop guide	※	1

\*The needle clamp assy, the needle plate assy, and the loop guide are different depending on needle gauge (8 mm, 10 mm, 12 mm, 14 mm, 18 mm, 20 mm). Please refer to the Gauge parts list that appears on and after page 26 and order proper ones.






**Optional parts**  
**Gauge parts**  
**BAS-6150**



Ref. No.	Part name	Part code	Q'ty
1-2	Slide plate set, XX-YY	※	1
1-2-1	Slide plate assy, XX-YY	※	1
1-2-1-1	Slide plate	※	1
1-2-1-2	Pin	S53431-001	1
1-2-1-3	Screw, flat M4 × 14	004401-414	1
1-2-1-4	Nut, 2 M4	021400-206	1
1-2-2	Separator	S53432-000	1
1-2-3	Spacer, A	S53433-000	1
1-2-4	Spacer, B	S53434-000	1
1-2-5	Screw, flat M 3 × 5	004300-513	2
1-2-6	Collar	S53518-001	1
1-2-7	Bolt, socket M 3 × 8	018300-836	1
1-2-8	Washer, spring 2 - 3	028030-246	1




\*The slide plate set, the slide plate assy, and the slide plate are different depending on needle gauge (8 mm, 10 mm, 12 mm, 14 mm, 18 mm, 20 mm). Please refer to the Gauge parts list that appears on and after page 26 and order proper ones.

## Optional device

<p><b>Flap presser</b></p>	 A Brother sewing machine with a flap presser attachment. The presser is a metal bar that presses down on the fabric to create a flat seam. The machine is white and has the Brother logo on the side.
<p><b>Bar stacker</b></p>	 A Brother sewing machine with a bar stacker attachment. The stacker is a metal frame that holds the fabric in place while sewing. The machine is white and has the Brother logo on the side.
<p><b>Bobbin thread sensor</b></p>	 A close-up view of the bobbin thread sensor mechanism. It shows the metal components that detect the presence of thread in the bobbin. The sensor is located near the bobbin case.
<p><b>Upper thread breakage detector</b></p>	 A close-up view of the upper thread breakage detector sensor. It is a small white plastic component that detects when the upper thread has broken. The sensor is mounted on the machine's frame.
<p><b>Darts stretcher</b> *1</p>	 A Brother sewing machine with a darts stretcher attachment. The stretcher is a metal frame that holds the fabric in place while sewing. The machine is white and has the Brother logo on the side. A person's hands are visible, holding the fabric in place.

\*1: The air manifold, 5 with box which is sold separately is required.

## Optional device

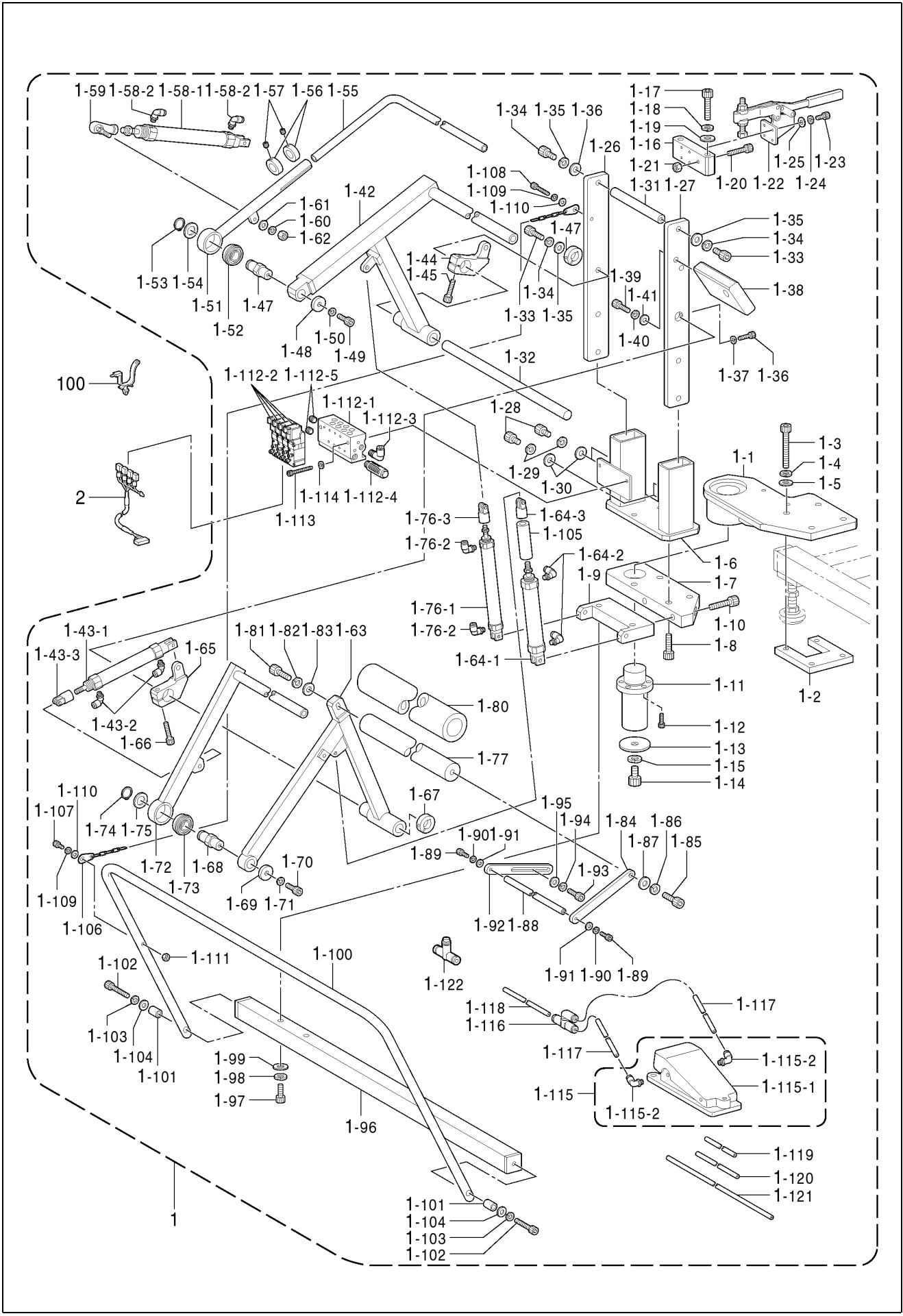
<p><b>Roller stacker</b> *1</p>	 A photograph of a roller stacker component, which is a cylindrical metal roller mounted on a mechanical frame. It is connected to a motor and various cables. A yellow warning label with a triangle and the word "CAUTION" is visible on the side of the frame.
<p><b>Waist presser</b> *1</p>	 A photograph of a waist presser component, which is a long, flat metal plate with a central slot and a handle. It is mounted on a metal base and is used to press fabric.
<p><b>Suction device</b> *1 *2</p>	 Two photographs of a suction device. The top photograph shows a metal plate with a central slot and a handle, similar to the waist presser, but with a perforated surface for suction. The bottom photograph shows a white cylindrical motor with a fan cover, connected to a power supply and various cables.

\*1: The air manifold, 5 with box which is sold separately is required.

\*2: Blow motor for suction device is optional.



**Optional device  
Bar stacker**



From the library of: Diamond Needle Corp

## Optional device

### Bar stacker

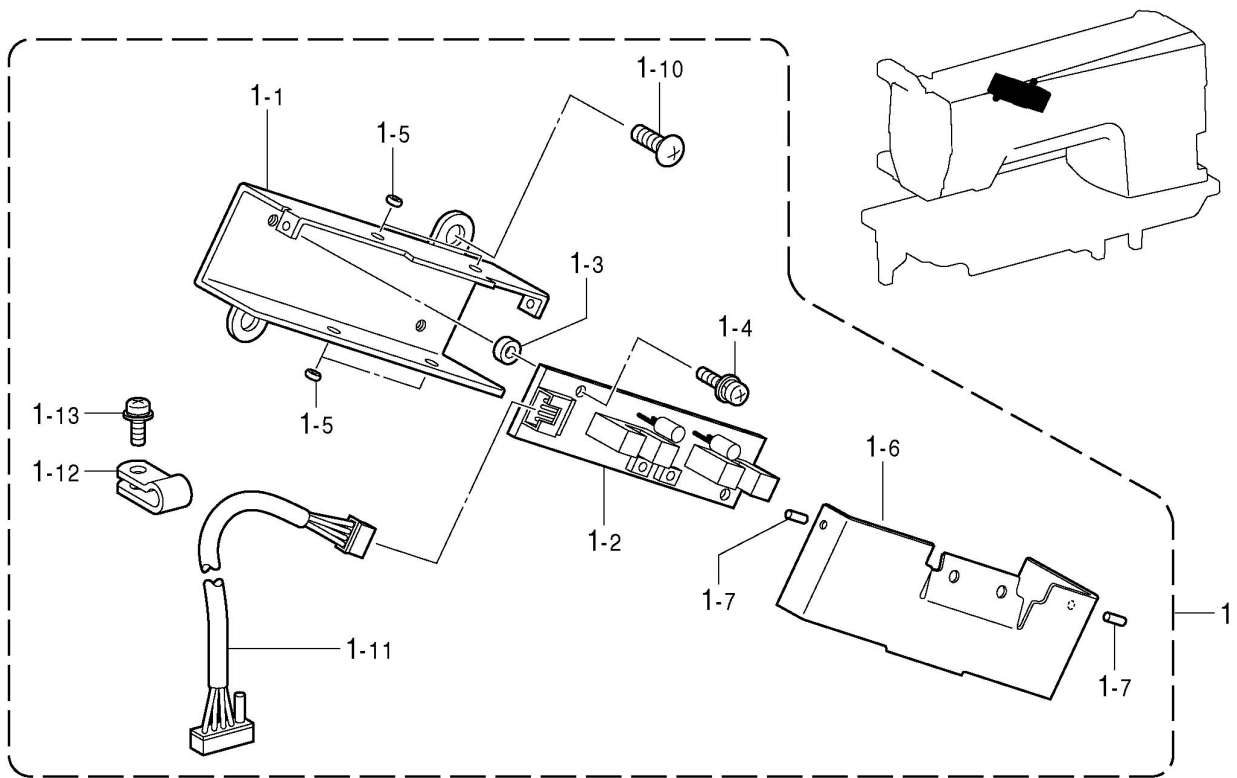
Ref. No.	Part name	Part code	Q'ty
1	Bar stacker assy, L	S58179-001	1
1-1	Stacker base	S58180-001	1
1-2	Tap plate	S54115-001	1
1-4	Screw, socket M10 × 80	018108-036	4
1-5	Washer, spring 2-10	028100-246	4
1-6	Washer, plain L10	025100-236	4
1-27	Fixing plate, L	S54123-001	1
1-28	Fixing plate, R	S54122-001	1
1-29	Bolt, socket M10 × 20	018102-036	4
1-30	Washer, spring 2-10	028100-246	4
1-31	Washer, plain L10	025100-236	4
1-32	Shaft, L = 126	S54108-001	1
1-33	Fulcrum shaft	S54117-001	1
1-34	Bolt, socket M8 × 20	018082-036	3
1-35	Washer, spring 2-8	028080-246	3
1-36	Washer, plain M8	025080-236	3
1-37	Bolt, socket M5 × 20	018502-036	1
1-38	Washer, spring 2-5	028050-246	1
1-41	Set screw collar	S54596-000	2
1-42	Bolt, socket M5 × 16	018501-622	2
1-43	Clamp link	S54140-001	1
1-44	Cylinder assy	S54137-000	1
1-44-1	Air cylinder, 20 × 100	S54136-000	1
1-44-2	Elbow, KQWL0601S	S53981-000	2
1-44-3	Knuckle joint	S54135-000	1
1-45	Cylinder holder	S54118-001	1
1-46	Bolt, socket M6 × 30	018063-036	1
1-48	Shaft	S54126-001	1
1-49	End plate	S54127-001	1
1-50	Bolt, socket M8 × 16	018081-636	1
1-51	Washer, spring 2-8	028080-246	1
1-52	Wiper link	S54120-001	1
1-53	Ball bearing, 6004DDUNR	S54595-000	2
1-54	Retaining ring, external C20	048200-142	1
1-55	Spacer	S46191-001	1
1-56	Pipe	S54119-001	1
1-57	Holder	S54106-001	2
1-58	Bolt, socket M6 × 10	018061-036	2
1-59	Cylinder assy	S59031-000	1
1-59-1	Air cylinder, 20 × 150	S54592-000	1
1-59-2	Elbow, KQWL0601S	S53981-000	2
1-60	Rod end	S54594-000	1
1-61	Washer, spring 2-8	028080-246	1
1-62	Washer, plain M8	025080-236	1
1-63	Nut, 2 M8	021080-206	1
1-64	Stacker table	S58181-001	1
1-65	Stacker rubber	S58182-100	11
1-80	Connecting link, B	S54130-001	1
1-81	Bolt, socket M8 × 30	018083-036	1
1-82	Washer, spring 2-8	028080-246	1
1-83	Washer, plain M8	025080-236	2
1-84	Nut, 2 M8	021080-206	1
1-85	Bolt, socket M6 × 40	018064-036	1
1-86	Washer, spring 2-6	028060-246	1
1-87	Washer, plain M6	025060-236	2
1-88	Nut, 2 M6	021060-206	1
1-99	Guard	S54132-001	1
1-100	Pipe collar	S54133-001	2



**Optional device**  
**Bar stacker**

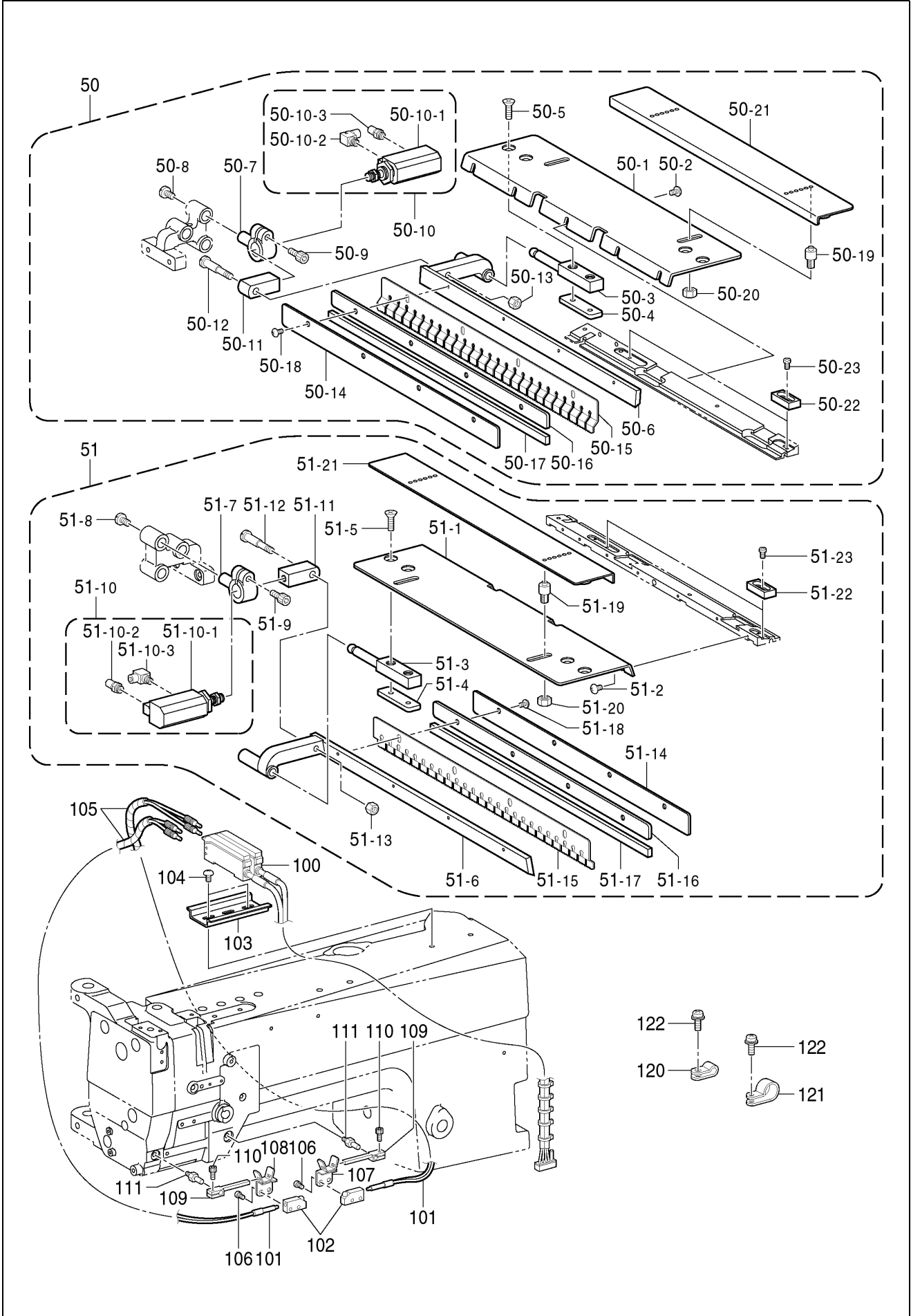
Ref. No.	Part name	Part code	Q'ty
1-101	Bolt, socket M8 × 30	018083-036	2
1-102	Washer, spring 2-8	028080-246	2
1-103	Washer, plain M8	025080-236	2
1-105	Chain	S54605-000	1
1-106	Bolt, socket M6 × 12	018061-236	1
1-107	Bolt, socket M6 × 30	018063-036	1
1-108	Washer, spring 2-6	028060-246	2
1-109	Washer, plain M6	025060-236	2
1-110	Nut, 2 M6	021060-206	1
1-111	Valve unit, 2	S58183-000	1
1-111-1	Manifold, 2	S58184-000	1
1-111-2	Valve, VQZ2151S-5	S39116-100	2
1-111-3	Joint, KQ2H0801S	S59368-000	1
1-111-4	Silencer	140682-001	1
1-111-5	Cap, 1/8	153274-001	2
1-112	Bolt, socket M5 × 30	018503-036	2
1-113	Washer, spring 2-5	028050-246	2
1-117	Air tube, 060U035B	S54602-000	2
1-118	Air tube, 060U050B	S59387-000	2
1-130	Band, PLT1M	S04557-000	2
12	Stacker harness, L	S52991-000	1
13	Air tube, 0806U175B	S58693-000	1
100	Cord clamp, 19P7	S39821-000	1
101	Band, PLT1M	S04557-000	2

**Optional device**  
**Upper thread breakage detector**



Ref. No.	Part name	Part code	Q'ty
1	Thread breakage box assy	S53425-001	1
1-1	Fixing plate, sensor	S53426-001	2
1-2	Sensor PCB assy	S52966-000	2
1-3	Spacer, EP-3	S52758-000	4
1-4	Screw, pan (S/P washer) M3 × 8	0A4300-805	1
1-5	Thread guide	117436-001	1
1-6	Protector cap	S53427-001	2
1-7	Pin, spring roll AW2	047200-642	2
1-10	Screw, truss M4 × 8	008400-804	2
1-11	Sensor harness, S-M/PCB	S52462-000	1
1-12	Cord holder, ;NK-3N	S10243-000	1
1-13	Screw, pan (S/P washer) M4 × 8	0A5400-805	1

**Optional device  
Flap presser**



## Optional device

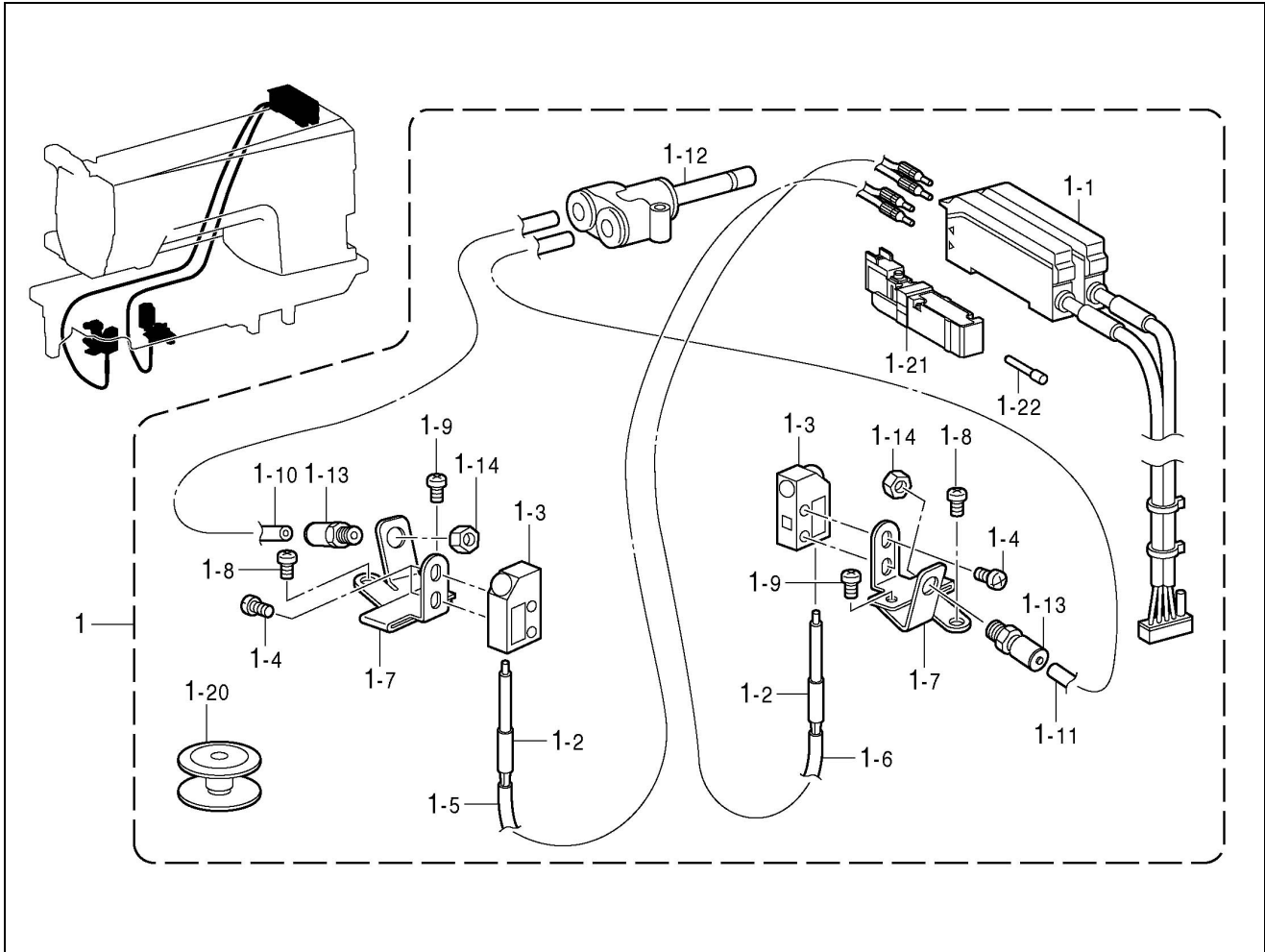
### Flap presser

Ref. No.	Part name	Part code	Q'ty
	<b>&lt;For pocket flap&gt;</b>		
	Flap clamp device, assy	S59548-001	1
50	Flat clamp assy, R	S53565-000	1
50-1	Auxiliary plate	S53566-000	1
50-2	Screw, truss M4 × 6	008400-604	5
50-3	Fulcrum shaft	S53567-001	1
50-4	Nut plate, M5	S53568-001	1
50-5	Screw, flat M5 × 16	004501606	2
50-6	Flap clamp, R	S53569-001	1
50-7	Cylinder base	S53540-001	1
50-8	Screw, SM4.37	115503-001	1
50-9	Bolt, socket M 5 × 10	018501-036	1
50-10	Cylinder assy	S53541-000	1
50-10-1	Cylinder, 16 × 20	S14666-000	1
50-10-2	Tube elbow, M-5HL-4	S12150-000	1
50-10-3	Joint, w/screw M5	S53542-000	1
50-11	Joint	S53571-001	1
50-12	Shoulder screw, M5	S53572-001	1
50-13	Nut, 2 M5	021500-216	1
50-14	Flap clamp blade, A	S53573-001	1
50-15	Flap clamp blade, B	S53574-000	1
50-16	Flap clamp blade, C	S53575-001	1
50-17	Sponge, 258 × 8 × 3	S53989-000	1
50-18	Screw, truss M3 × 6	008300-604	4
50-19	Stud, 8 w/screw M5	S53576-001	2
50-20	Nut, 2 M5	021500-216	2
50-21	Flap gauge assy	S53577-000	1
50-22	Flap stopper	S53580-001	2
50-23	Screw, pan M3 × 6	002300603	2
51	Flap clamp assy, L	S53581-000	1
51-1	Auxiliary plate	S53566-001	1
51-2	Screw, truss M4 × 6	008400-604	5
51-3	Fulcrum shaft	S53567-001	1
51-4	Nut plate, M5	S53568-001	1
51-5	Screw, flat M5 × 16	004501-606	2
51-6	Flap clamp, L	S53582-001	1
51-7	Cylinder base	S53540-001	1
51-8	Screw, SM4.37	115503-001	1
51-9	Bolt, socket M5 × 10	018501-036	1
51-10	Cylinder assy	S53541-000	1
51-10-1	Cylinder, 16 × 20	S14666-000	1
51-10-2	Tube elbow, M-5HL-4	S12150-000	1
51-10-3	Joint, w/screw M5	S53542-000	1
51-11	Joint	S53571-001	1
51-12	Shoulder screw, M5	S53572-001	1
51-13	Nut, 2 M5	021500-216	1
51-14	Flap clamp blade, A	S53573-001	1
51-15	Flap clamp blade, B	S53574-000	1
51-16	Flap clamp blade, C	S53575-001	1
51-17	Sponge, 258 × 8 × 3	S53989-000	1
51-18	Screw, truss M3 × 6	008300-604	4
51-19	Stud, 8 w/screw M5	S53576-001	2
51-20	Nut, 2 M5	021500-216	2
51-21	Flap gauge assy	S53577-000	1
51-22	Flap stopper	S53580-001	2
51-23	Screw, pan M3 × 6	002300-603	2
100	Flap sensor	S52454-000	1
101	Fiber, FD-G4	S52961-000	2

**Optional device**  
**Flap presser**

Ref. No.	Part name	Part code	Q'ty
102	Side lens	S52962-000	2
103	DIN rail, 75	S52965-001	1
104	Screw, truss M4 × 6	008400-604	2
105	Spiral, 720SS	S53588-000	2
106	Screw, pan M3 × 6	002300-603	4
107	Sensor holder, R	S53583-000	1
108	Sensor holder, L	S53584-000	1
109	Sensor guide	S53585-001	2
110	Bolt, socket M3 × 6	018300-636	2
111	Sensor stud, M5	S53586-001	2
120	Cord holder, ;NK-3N	S10243-000	1
121	Cord holder, 7N	149287-000	1
122	Screw, pan (S/P washer) M4 × 8	0A5400-805	2

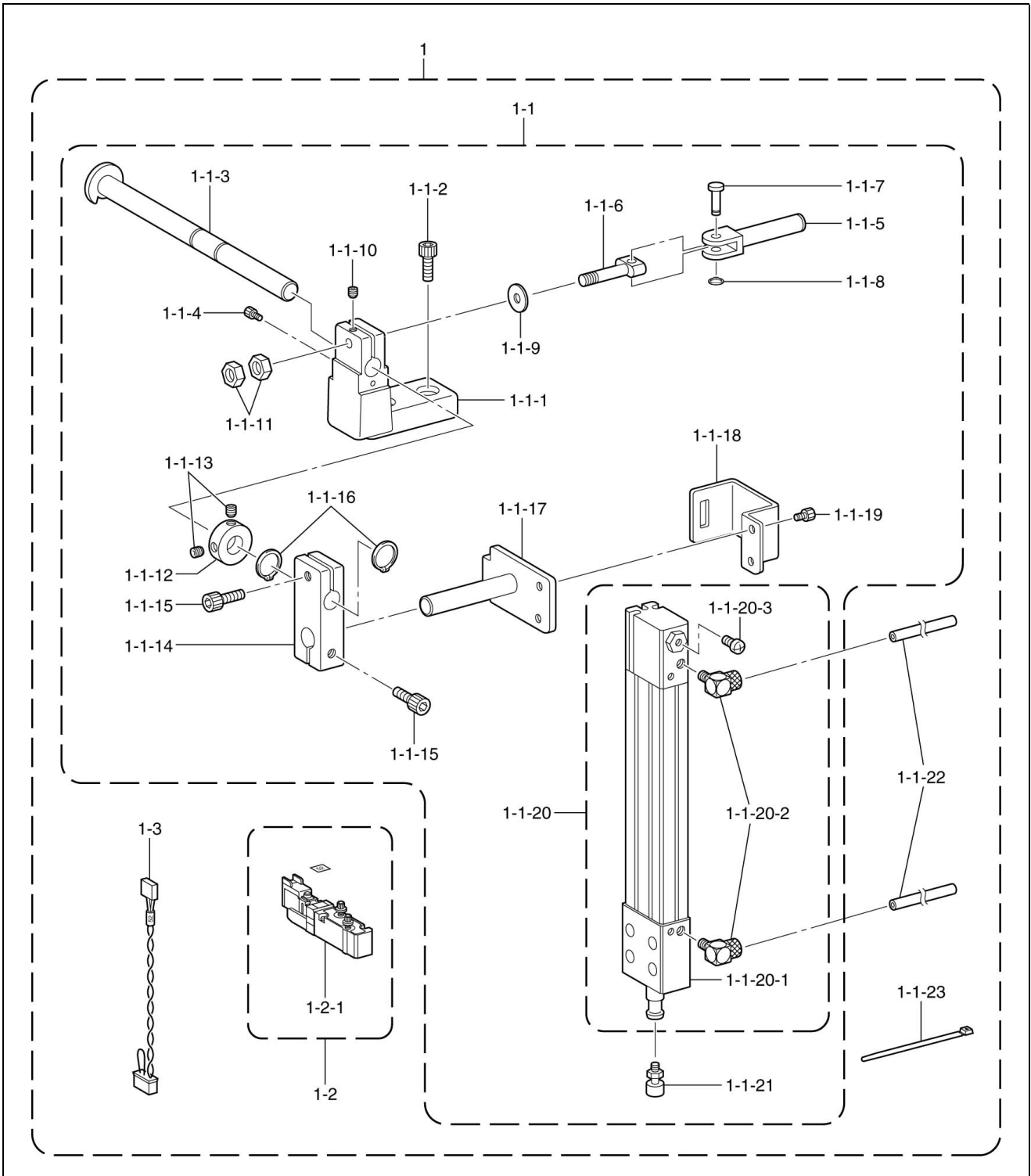
**Optional device**  
**Bobbin thread sensor**



Ref. No.	Part name	Part code	Q'ty
1	Sensor assy, L/thread	S59371-001	1
1-1	Detector sensor, L-thread	S52469-000	1
1-2	Fiber, FD-G4	S52961-000	2
1-3	Side lens	S52962-000	2
1-4	Screw, pan M3 × 6	062300-606	4
1-5	Tube, L=950	S53421-000	1
1-6	Tube, L=700	S53423-000	1
1-7	Sensor holder	S53422-000	2
1-8	Screw, pan M3 × 6	062300-606	2
1-9	Screw, pan M3 × 6	062300-606	2
1-10	Air tube, 0604U0085B	S53617-000	1
1-11	Air tube, 0604U0080B	S53618-000	1
1-12	Branch, Y	S53978-000	1
1-13	Hose nipple, 4M5	S11433-000	2
1-14	Nut, 3 M5	021500-316	2
1-20	Bobbin	S52490-001	2
1-21	Valve, VQZ2151-5	S39115-100	1
1-22	Plug, 4	S53983-000	1



**Optional device  
Darts stretcher**



## Optional device

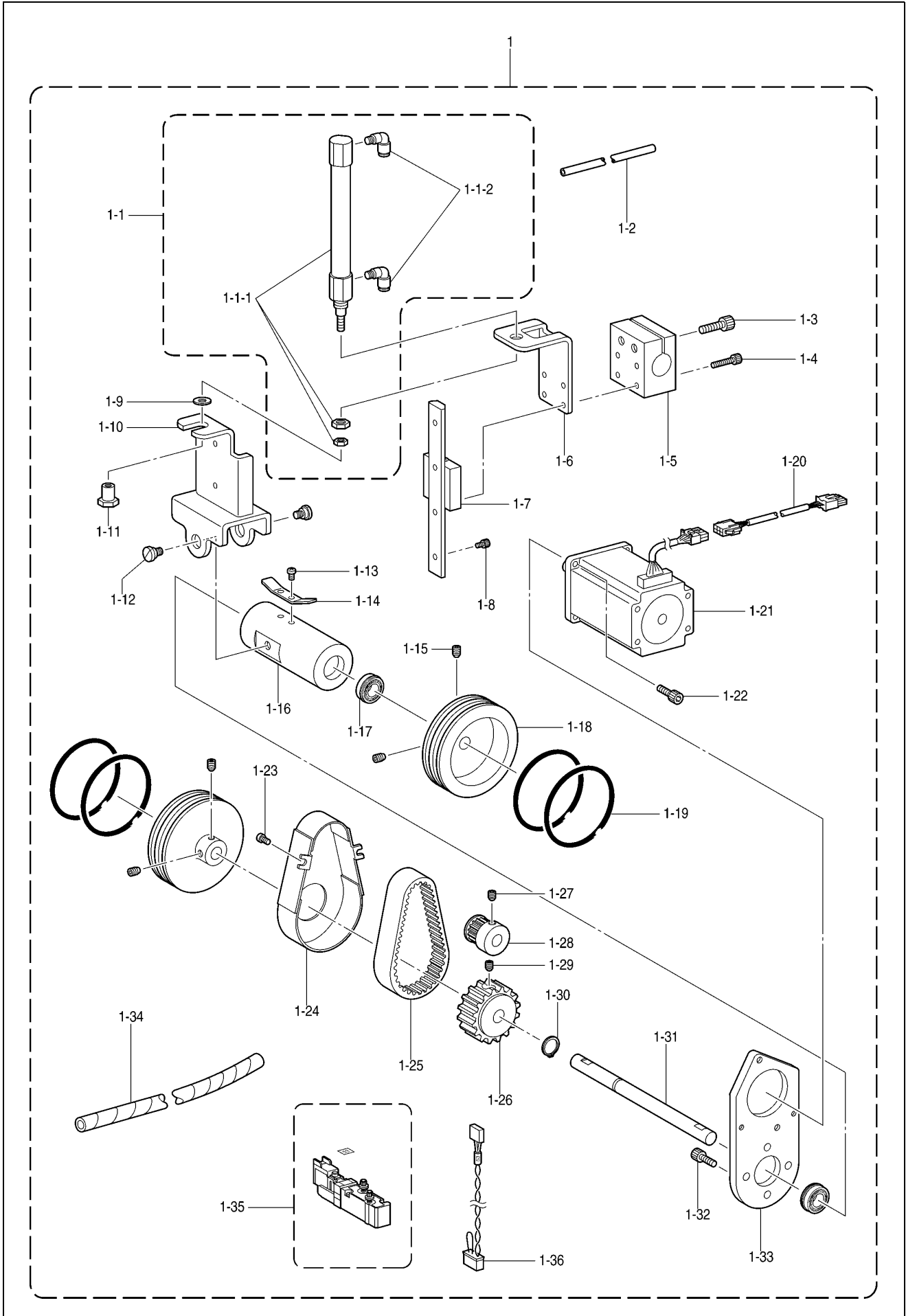
### Darts stretcher

Ref. No.	Part name	Part code	Q'ty
1	Dart stretcher, w/box	S57598-001	1
1-1	Darts stretcher	S57602-001	1
1-1-1	Setting block	S56211-001	1
1-1-2	Bolt, socket M5 × 16	018501-636	2
1-1-3	Support bar	S56212-001	1
1-1-4	Bolt, socket M3 × 6	018300-636	1
1-1-5	Cam lever	S53788-001	1
1-1-6	Rod	S56215-001	1
1-1-7	Pin, 002	S53544-001	1
1-1-8	Retaining ring, E2.5	048025-342	1
1-1-9	Washer	S39690-021	1
1-1-10	Set screw, socket (FT) M5 × 5	012500-536	1
1-1-11	Nut, 3 M4	021400-316	2
1-1-12	Set screw collar	S30012-001	1
1-1-13	Se screw, socket (FT) M6 × 6	012060-636	2
1-1-14	Block	S56216-001	1
1-1-15	Bolt, socket M6 × 14	018061-436	2
1-1-16	Retaining ring, external C12	048120-142	2
1-1-17	Cylinder setting bar	S56217-001	1
1-1-18	Setting plate	S56219-001	1
1-1-19	Bolt, socket M3 × 6	018300-636	2
1-1-20	Cylinder assy	S56221-000	1
1-1-20-1	Cylinder	S56222-000	1
1-1-20-2	Tube elbow, M-5HL-4	S12150-000	2
1-1-20-3	Screw, pan M2 × 12	002021-205	1
1-1-21	Stopper bolt	S56220-000	1
1-1-22	Air tube, 0425S110B	S56213-000	2
1-1-23	Band, PLT1M	S04557-000	1
1-2	Valve mark 52	S57600-000	1
1-2-1	Valve, VQZ2151S-5	S39116-100	1
1-3	Valve harness	S52981-000	1

\*To use the darts stretcher, the air manifold, 5 with box (S57604-001), which is soled separately, is required. If you already have the air manifold 5 with box, you do not need to purchase a new one. (The complete air manifold 5 with box can be connected to other devices besides the darts stretcher.)

\*The valve protect cover with box (S58205-001) is optional.

Optional device  
Roller stacker



## Optional device

### Roller stacker

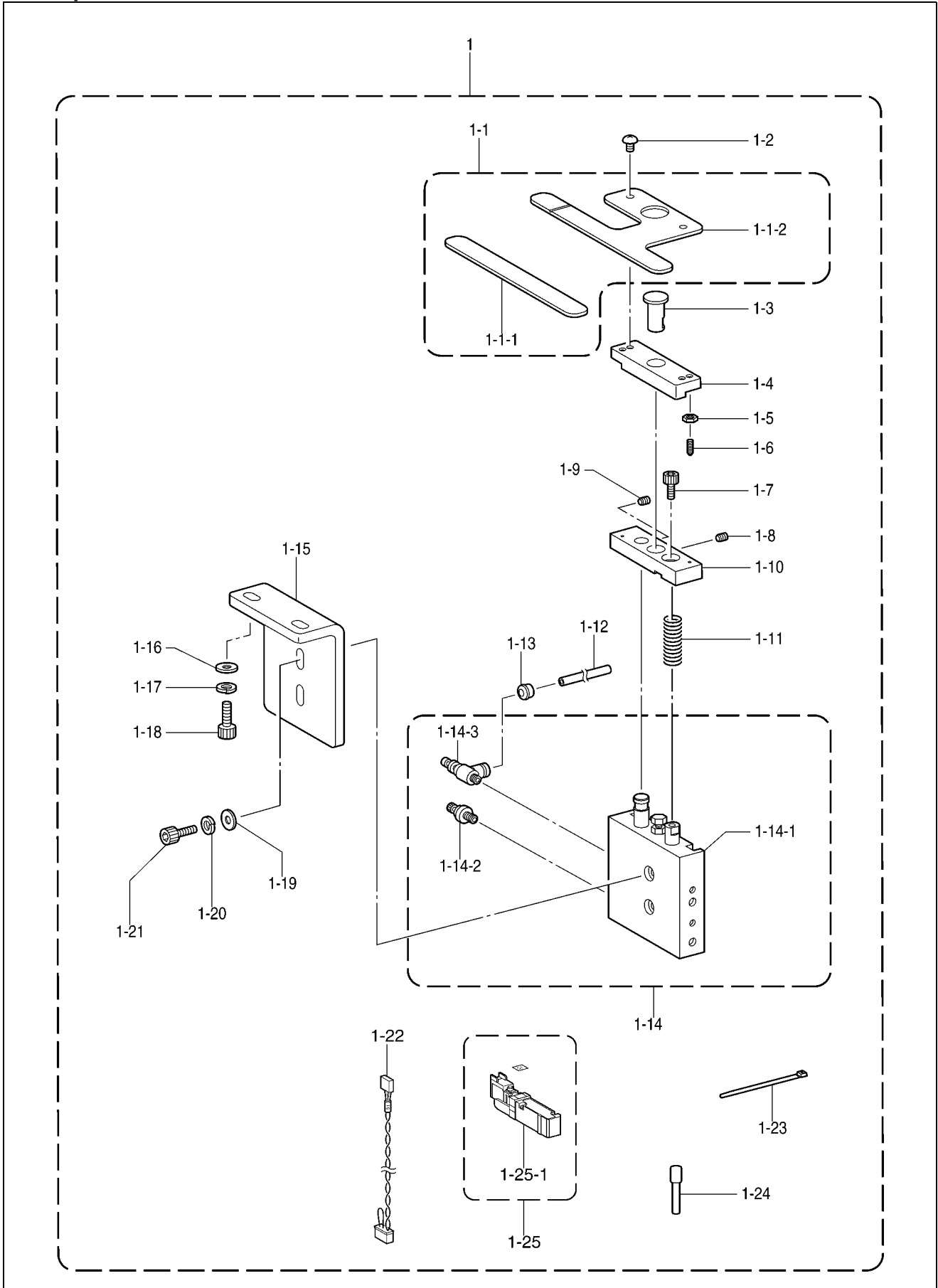
Ref. No.	Part name	Part code	Q'ty
1	Roller stacker assy, w/box	SA0170-001	1
1-1	Cylinder assy	SA0166-000	1
1-1-1	Cylinder, CJ2B16	SA0167-000	1
1-1-2	Joint	S53488-000	1
1-2	Air tube, 4 L=1370	S41941-000	2
1-3	Bolt, socket M6X10	018061-036	2
1-4	Bolt, socket M3X10	018301-036	4
1-5	Set block	SA0152-001	1
1-6	Angle	SA0154-001	1
1-7	Linear guide	SA0168-000	1
1-8	Bolt, socket M3X10	018301-036	2
1-9	Washer, plain M 5	025050-236	1
1-10	Roller frame	SA0153-001	1
1-11	Rod end	SA0160-001	1
1-12	Shoulder screw, SM5.95	159394-001	2
1-13	Screw, 4X8	062400-805	2
1-14	Spring, plate	SA0151-001	1
1-15	Set screw, socket (FT) M5X5	012500-536	4
1-16	Bearing holder	SA0156-000	1
1-17	Ball bearing , 6900N	076900-859	2
1-18	Roller	SA0158-000	2
1-19	O ring, P75	SA0165-000	4
1-20	Roller PM power harness	S52988-000	1
1-21	Pulse motor assy	S52987-000	1
1-22	Bolt, socket M4X10	018401-036	1
1-23	Bolt, socket M3X6	018300-636	2
1-24	Belt cover	SA0157-001	1
1-25	Timing belt	SA0161-000	1
1-26	Timing pulley, 32	SA0162-001	1
1-27	Set screw, socket (FT) M5X5	012500-536	1
1-28	Timing pulley, 12	SA0163-001	1
1-29	Set screw, socket (FT) M5X5	012500-536	1
1-30	Retaining ring, external C10	048100-143	1
1-31	Roller shaft	SA0159-001	1
1-32	Bolt, socket M4X10	018401-036	4
1-33	Motor side plate	SA0155-001	1
1-34	Spiral, 290S	S12212-000	1
1-35	Valve mark 53, assy	SA0169-000	1
1-36	Roller valve harness	S52984-000	1

\*To use the roller stacker, the air manifold, 5 with box (S57604-001), which is sold separately, are required. If you already have the air manifold 5 with box, you do not need to purchase a new one. (The complete air manifold 5 with box can be connected to other devices besides the roller stacker.)

\*The valve protect cover with box (S58205-001) is optional.

\*The version "C" of PROM ( MN, SE, MT ) of the main PCB and PROM (PL) of the panel PCB or subsequent ones is required for this device.

Optional device  
Waist presser



## Optional device

### Waist presser

Ref. No.	Part name	Part code	Q'ty
1	Waist presser assy, w/box	S59551-001	1
1-1	Cloth presser assy	SA0043-000	1
1-1-1	Cloth presser rubber	S59396-000	1
1-1-2	Cloth presser	S59250-000	1
1-2	Screw, truss M4X6	008400-604	2
1-3	Pin, ;R-link	S51546-001	1
1-4	Rotary block	S59244-001	1
1-5	Nut, 2 M4	021400-206	2
1-6	Ball plunger	S59247-000	2
1-7	Bolt, socket M5X10	018501-022	1
1-8	Set screw, socket (FT) M6X6	012060-636	1
1-9	Cylinder block	S59251-001	1
1-10	Spring, A ; compression	141485-001	1
1-11	Air tube, L=900	S48480-003	1
1-12	Oil cap	112758-001	1
1-13	Cylinder assy	S59245-000	1
1-13-1	Cylinder 15X15	S59246-000	1
1-13-2	Exhaust throttle valve	S59248-000	1
1-13-3	Speed controller, AS1211M504	SA0788-000	1
1-14	Cylinder support	S59249-001	1
1-15	Washer, plain M 6	025060-236	2
1-16	Washer, spring 2-6	028060-246	2
1-17	Bolt, socket M6X16	018061-622	2
1-18	Washer, plain M 5	025050-236	2
1-19	Washer, spring 2-5	028050-246	2
1-20	Bolt, socket M5X14	018501-422	2
1-21	Waist valve harness	S52982-000	1
1-22	Band, PLT1M	S04557-000	1
1-23	Plug, 4	S53983-000	1
1-24	Valve mark 51	S59369-000	1
1-24-1	Valve, VQZ2151-5	S39115-100	1

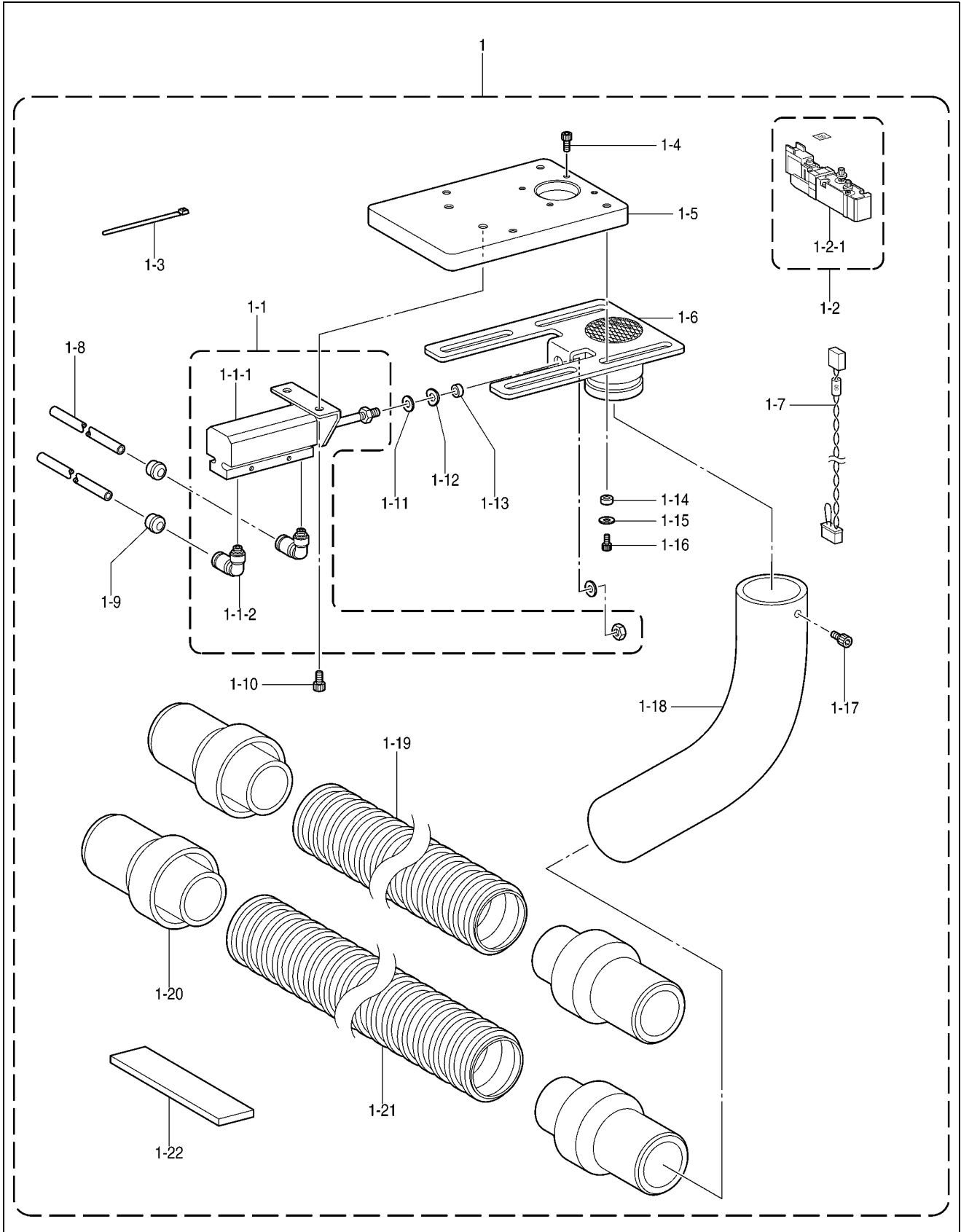
\*To use the waist presser, the air manifold, 5 with box (S57604-001), which is sold separately, is required. If you already have the air manifold 5 with box, you do not need to purchase a new one. (The complete air manifold 5 with box can be connected to other devices besides the waist presser.)

\*The valve protect cover with box (S58205-001) is optional.

\*The version "C" of PROM (MN, SE, MT) of the main PCB and PROM (PL) of the panel PCB or subsequent ones is required for this device.



Optional device  
Suction device



## Optional device

### Suction device

Ref. No.	Part name	Part code	Q'ty
1	Suction device assy, w/box	S59020-001	1
1-1	Cylinder 15X30 assy	S59011-000	1
1-1-1	Cylinder 15X30	S59012-000	1
1-1-2	Elbow, KQ2L06M5	S53734-000	2
1-2	Valve mark 50 assy	S59019-000	1
1-2-1	Valve, VQZ2151S-5	S39116-100	1
1-3	Band, PLT1M	S04557-000	1
1-4	Bolt, socket M4X12	018401-236	1
1-5	Setting plate	S59007-001	1
1-6	Slide plate assy	S59008-001	1
1-7	Vacuum valve harness	S52983-000	1
1-8	Air tube, L=900	S48480-003	2
1-9	Oil cap	112758-001	2
1-10	Bolt, socket M5X8	018500-836	2
1-11	Washer, plain M 5	025050-236	2
1-12	Washer, wave spring 6.45	107017-002	1
1-13	Lower thread retainer collar	153218-001	1
1-14	Collar	S50400-001	4
1-15	Washer	S19543-001	4
1-16	Bolt, socket M3X10	018301-036	4
1-17	Bolt, socket M5X8	018500-836	1
1-18	Pipe	S59373-001	1
1-19	Duct hose, S	S52998-000	1
1-20	Cuffs	S52999-000	4
1-21	Duct hose, L	S52997-000	1
1-22	Rubber sheet	S59262-000	1

\*The blower motor is sold separately.

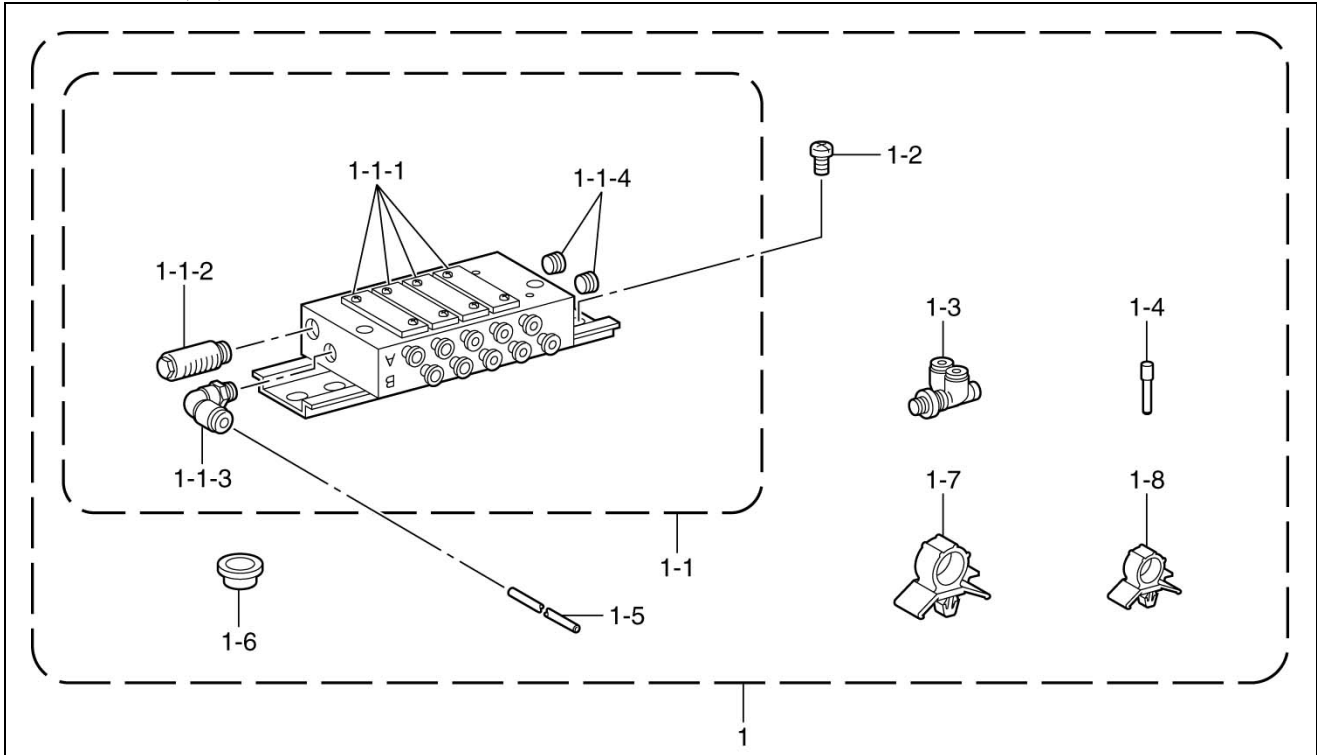
For 380 V / 400 V / 415 V	S59654-001 (Blower motor, 400V ;w/box)
For 200 V / 220 V	S59656-001 (Blower motor, 200V ;w/box)

\*To use the suction device, the air manifold, 5 with box (S57604-001), which is sold separately, are required. If you already have the air manifold 5 with box, you do not need to purchase a new one. (The complete air manifold 5 with box can be connected to other devices besides the suction device.)

\*The valve protect cover with box (S58205-001) is optional.

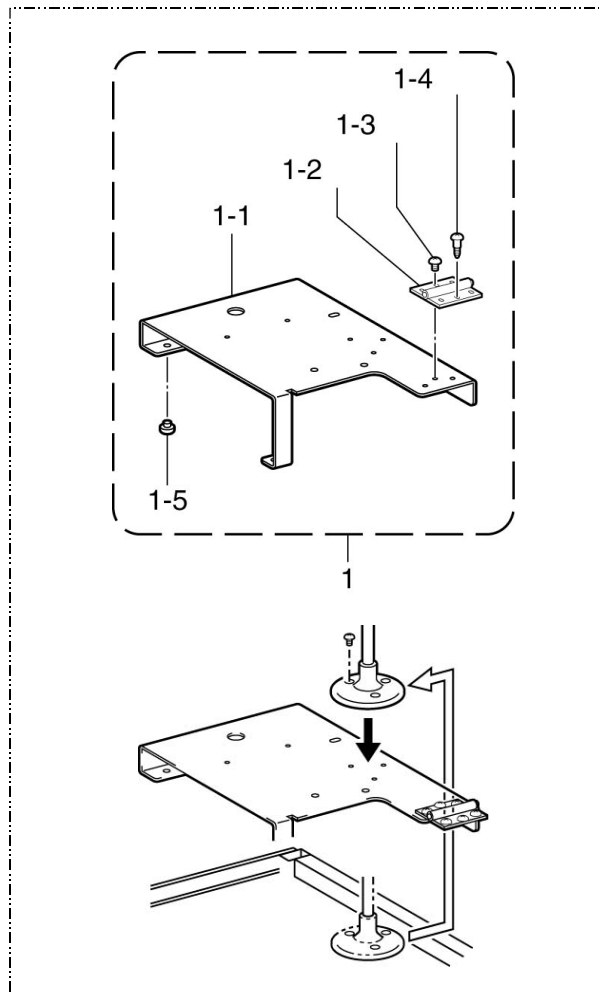
\*The version "C" of PROM ( MN, SE, MT ) of the main PCB and PROM (PL) of the panel PCB or subsequent ones is required for this device.

**Optional part**  
**Air manifold, 5; w / box**





Ref. No.	Part name	Part code	Q'ty
1	Air manifold, 5 :w/box	S57604-101	1
1-1	Manifold assy, 5	S56214-000	1
1-1-1	Blanking plate assy	S53982-000	4
1-1-2	Silencer	140682-001	1
1-1-3	Elbow, KQWL0601S	S53981-000	1
1-1-4	Cap, 1/8	153274-001	2
1-2	Screw, truss M4 x 6	008400-604	2
1-3	Branch elbow module	S57931-000	1
1-4	Plug, 6	S53984-000	1
1-5	Air tube, 0604S060B	S57615-000	1
1-6	Bushing, TB-1520	S52972-000	1
1-7	Cord clamp, 16-L	S09141-000	1
1-8	Cord clamp, 10-L	150349-001	2

**Optional part**  
**Valve protect cover with box**





Ref. No.	Part name	Part code	Q'ty
1	Valve protect cover assy w/B	S58205-001	1
1-1	Valve protect cover	S53662-000	1
1-2	Hinge	S53667-000	1
1-3	Screw, truss M4 × 6	008400-604	1
1-4	Wood screw, round M4.5 × 16	008400-604	3
1-5	Rubber cap, 10.5	104821-003	3

## Gauge parts list (BAS-6150)


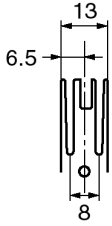
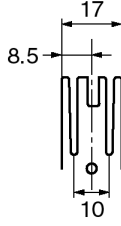
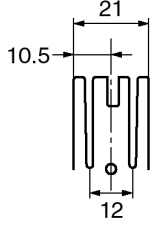

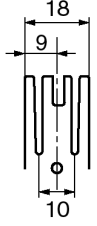
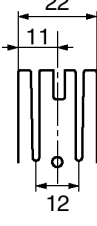
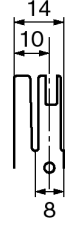
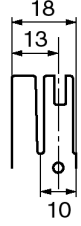
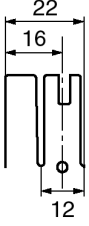

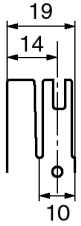
		Needle gauge:8 mm	Needle gauge:10 mm	Needle gauge:12 mm	Needle gauge:14 mm	Needle gauge:16 mm	
Needle clamp assy		S59139-001 Needle clamp assy, 8 mm	S59140-001 Needle clamp assy, 10 mm	S59141-001 Needle clamp assy, 12 mm	S59142-001 Needle clamp assy, 14 mm	S59143-001 Needle clamp assy, 16 mm	
Needle plate set		S52571-001 Needle plate set, 8	S52572-001 Needle plate set, 10	S52573-001 Needle plate set, 12	S52574-001 Needle plate set, 14	S52575-001 Needle plate set, 16	
Needle plate assy		S52561-001 Needle plate assy, 8	S52562-001 Needle plate assy, 10	S52563-001 Needle plate assy, 12	S52564-001 Needle plate assy, 14	S52565-001 Needle plate assy, 16	
Loop guide		S52536-001 Loop guide, 8	S52537-001 Loop guide, 10	S52538-001 Loop guide, 12	S52539-001 Loop guide, 14	S52540-001 Loop guide, 16	
Slide plate set		S53428-000 Slide plate set, 8-12			S53435-000 Slide plate set, 14-16		
Slide plate assy		S53429-000 Slide plate assy, 8-12			S53436-000 Slide plate assy, 14-16		
Slide plate		S53430-001 Slide plate			S53430-002 Slide plate		
Binder	Double welting 	Medium- weight materials	S59271-000 Binder assy, 8W-13	S59275-000 Binder assy, 10W-17	S59279-000 Binder assy, 12W-21	S59283-000 Binder assy, 14W-25	S59287-000 Binder assy, 16W-29
		Light- weight materials	S59272-000 Binder assy, 8W-14	S59276-000 Binder assy, 10W-18	S59280-000 Binder assy, 12W-22	S59284-000 Binder assy, 14W-26	S59288-000 Binder assy, 16W-30
	Single welting 	Medium- weight materials	S59273-000 Binder assy, 8S-14	S59277-000 Binder assy, 10S-18	S59281-000 Binder assy, 12S-22	S59285-000 Binder assy, 14S-26	S59289-000 Binder assy, 16S-30
		Light- weight materials	S59274-000 Binder assy, 8S-15	S59278-000 Binder assy, 10S-19	S59282-000 Binder assy, 12S-23	S59286-000 Binder assy, 14S-27	S59290-000 Binder assy, 16S-31
Ceramic corner knife		S14050-001 Ceramic corner knife, S				S14051-001 Ceramic corner knife, L	
Knife base assy		S11521-001 Knife base assy, 8	S11522-001 Knife base assy, 10	S11523-001 Knife base assy, 12	S11524-001 Knife base assy, 14	S11525-001 Knife base assy, 16	
Fixed knife		S53521-001 Fixed knife, 8	S53494-001 Fixed knife, 10-12		S53495-001 Fixed knife, 14-16		
N/thread knife assy		S53522-001 N/Thread knife assy, 8	S53498-001 N/Thread knife assy, 10-12		S53501-001 N/Thread knife assy, 14-16		
Thread holding plate		S53523-001 Thread holding plate, 8	S53507-001 Thread holding plate, 10-12		S53508-001 Thread holding plate, 14-16		

## Gauge parts list (BAS-6150)


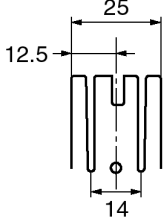
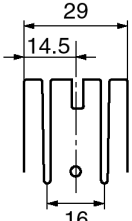
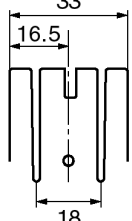
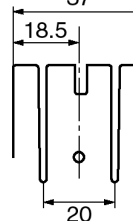
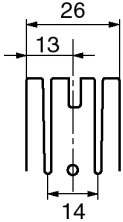
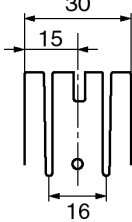
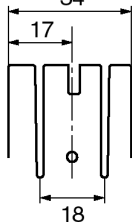
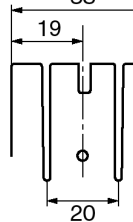

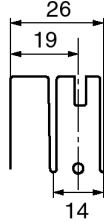
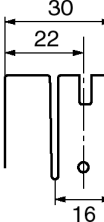
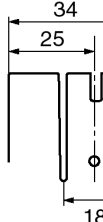
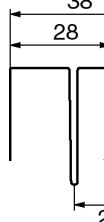
		Needle gauge: 18 mm	Needle gauge: 20 mm	
Needle clamp assy		S59144-001 Needle clamp assy, 18 mm	S59145-001 Needle clamp assy, 20 mm	
Needle plate set		S52576-001 Needle plate set, 18	S52577-001 Needle plate set, 20	
Needle plate assy		S52566-001 Needle plate assy, 18	S52567-001 Needle plate assy, 20	
Loop guide		S52541-001 Loop guide, 18	S52542-001 Loop guide, 20	
Slide plate set		S53437-000 Slide plate set, 18-20		
Slide plate assy		S53438-000 Slide plate assy, 18-20		
Slide plate		S53430-001 Slide plate		
定規 / Binder	Double welding 	Medium- weight materials	S59291-000 Binder assy, 18W-33	S59295-000 Binder assy, 20W-37
		Light-weight materials	S59292-000 Binder assy, 18W-34	S59296-000 Binder assy, 20W-38
	Single welding 	Medium- weight materials	S59293-000 Binder assy, 18S-34	S59297-000 Binder assy, 20S-38
		Light-weight materials	S59294-000 Binder assy, 18S-35	S59298-000 Binder assy, 20S-39
Ceramic corner knife		S14051-001 Ceramic corner knife, L		
Knife base assy		S11526-001 Knife base assy, 18	S11527-001 Knife base assy, 20	
Fixed knife		S53496-001 Fixed knife, 18-20		
N/thread knife assy		S53503-001 N/Thread knife assy, 18-20		
Thread holding plate		S53509-001 Thread holding plate, 18-20		



# Gauge parts list (BAS-6150)

		Needle gauge: 8 mm	Needle gauge: 10mm	Needle gauge: 12 mm		
Binder	Double welding 	Medium-weight materials	Needle gauge: 8 mm S59271-000 Binder assy, 8W-13 S54651-000 Binder, 8W-13 	Needle gauge: 10mm S59275-000 Binder assy, 10W-17 S54655-000 Binder, 10W-17 	Needle gauge: 12 mm S59279-000 Binder assy, 12W-21 S54659-000 Binder, 12W-21 	
		Light-weight materials	S59272-000 Binder assy, 8W-14 S53445-000 Binder, 8W-14 	S59276-000 Binder assy, 10W-18 S53451-000 Binder, 10W-18 	S59280-000 Binder assy, 12W-22 S53455-000 Binder, 12W-22 	
			Medium-weight materials	S59273-000 Binder assy, 8S-14 S54653-000 Binder, 8S-14 	S59277-000 Binder assy, 10S-18 S54657-000 Binder, 10S-18 	S59281-000 Binder assy, 12S-22 S54661-000 Binder, 12S-22 
				Light-weight materials	S59274-000 Binder assy, 8S-15 S53449-000 Binder, 8S-15 	S59278-000 Binder assy, 10S-19 S53453-000 Binder, 10S-19 

# Gauge parts list (BAS-6150)

		Needle gauge: 14 mm	Needle gauge: 16 mm	Needle gauge: 18 mm	Needle gauge: 20 mm	
Binder	Double welding 	Medium-weight materials	S59283-000 Binder assy, 14W-25	S59287-000 Binder assy, 16W-29	S59291-000 Binder assy, 18W-33	S59295-000 Binder assy, 20W-37
		S54663-000 Binder, 14W-25	S54667-000 Binder, 16W-29	S54671-000 Binder, 18W-33	S54675-000 Binder, 20W-37	
						
		Light-weight materials	S59284-000 Binder assy, 14W-26	S59288-000 Binder assy, 16W-30	S59292-000 Binder assy, 18W-34	S59296-000 Binder assy, 20W-38
	S53459-000 Binder, 14W-26	S53463-000 Binder, 16W-30	S53467-000 Binder, 18W-34	S53471-000 Binder, 20W-38		
						
	Medium-weight materials	S59285-000 Binder assy, 14S-26	S59289-000 Binder assy, 16S-30	S59293-000 Binder assy, 18S-34	S59297-000 Binder assy, 20S-38	
	S54665-000 Binder, 14S-26	S54669-000 Binder, 16S-30	S54673-000 Binder, 18S-34	S54677-000 Binder, 20S-38		
Single welding 	Medium-weight materials					
Light-weight materials	S59286-000 Binder assy, 14S-27	S59290-000 Binder assy, 16S-31	S59294-000 Binder assy, 18S-35	S59298-000 Binder assy, 20S-39		
S53461-000 Binder, 14S-27	S53465-000 Binder, 16S-31	S53469-000 Binder, 18S-35	S53473-000 Binder, 20S-39			
